


Kindergarten

Homework Planner for the week of 1/6 to 1/10 Due Friday 1/10

*Packets will go home each Friday and will be due back by the following Friday. Please see the back for your child's special schedule and list of sight words introduced so far.

Monday 1/6 – Day 1 <ul style="list-style-type: none">◊ Read or be read to for 10 minutes◊ <u>Practice High Frequency Words</u>	 <h3>Written Homework</h3> <ul style="list-style-type: none">◊ Foundations Handwriting: I, h. k◊ Pretty Packages: Beginning sounds◊ Eggs Over Easy: Subtraction practice <p>Please put your name on all worksheets to be handed in.</p> <p><u>Do Not</u> hand this planner in. Please keep it at home for your reference.</p>
Tuesday 1/7 – Day 2 <ul style="list-style-type: none">◊ Read or be read to for 10 minutes◊ <u>Practice High Frequency Words</u>	
Wednesday 1/8 – Day 3 <ul style="list-style-type: none">◊ Read or be read to for 10 minutes◊ <u>Practice High Frequency Words</u>	
Thursday 1/9 – Day 4 <ul style="list-style-type: none">◊ Read or be read to for 10 minutes◊ <u>Practice High Frequency Words</u>	
Friday 1/10 – Day 5 <ul style="list-style-type: none">◊ Read or be read to for 10 minutes◊ <u>Practice High Frequency Words</u>	

look

Reminders:

- Happy New Year!

Specials Schedule

Kirsch

Day 1 & 4 Gym
Day 2 & 5 Art
Day 3 & 6 Music
Day 5 Library

Leveque

Day 1 & 4 Art
Day 2 & 5 Music
Day 3 & 6 Gym
Day 2 Library

Wilson

Day 1 & 4 Music
Day 2 & 5 Gym
Day 3 & 6 Art
Day 3 Library

Library books are do back in school on or before your child's library day. Students will not get a new book if the old book has not been returned.

Don't forget your sneakers on Gym day!


High Frequency Words

Unit 1	Unit 2
* a	*see
*me	*look
*the	here
* I	is
*like	this
*my	an
	and

*indicates the word has been introduced in class and students should be practicing the word at home

Name: _____

Homework

 **Directions:** Trace over the first letter. Write the letter again 5 times.



Handwriting practice lines for the letter 'l'. The first line shows the letter 'l' written on a three-line grid (sky, plane, grass). The following four lines are blank for practice.



Handwriting practice lines for the letter 'h'. The first line shows the letter 'h' written on a three-line grid. The following four lines are blank for practice.

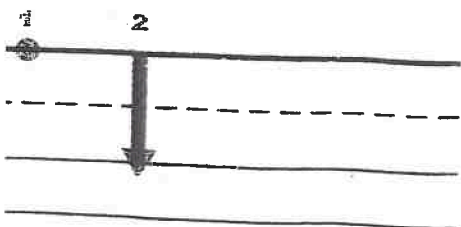


Handwriting practice lines for the letter 'k'. The first line shows the letter 'k' written on a three-line grid. The following four lines are blank for practice.

Letter Formation for l

l is a sky line letter.

It starts on the (sky line).



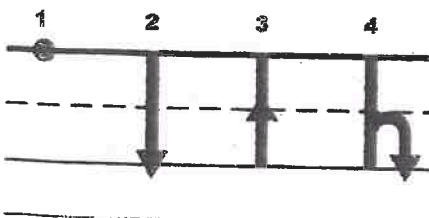
1. Point to the sky line.

2. Go down to the grass line and stop.

Letter Formation for h

h is a sky line letter.

It starts on the (sky line).



1. Point to the sky line.

2. Go down to the grass line.

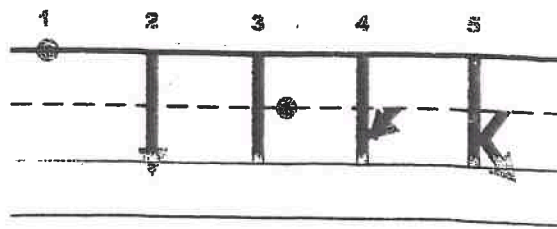
3. Trace back up to the plane line,

4. and make a hump.

Letter Formation for k

k is a sky line letter.

It starts on the (sky line).



1. Point to the sky line.

2. Go all the way down to the grass line.

3. Point to the plane line and leave a space.

4. Slide over and touch your tall line,


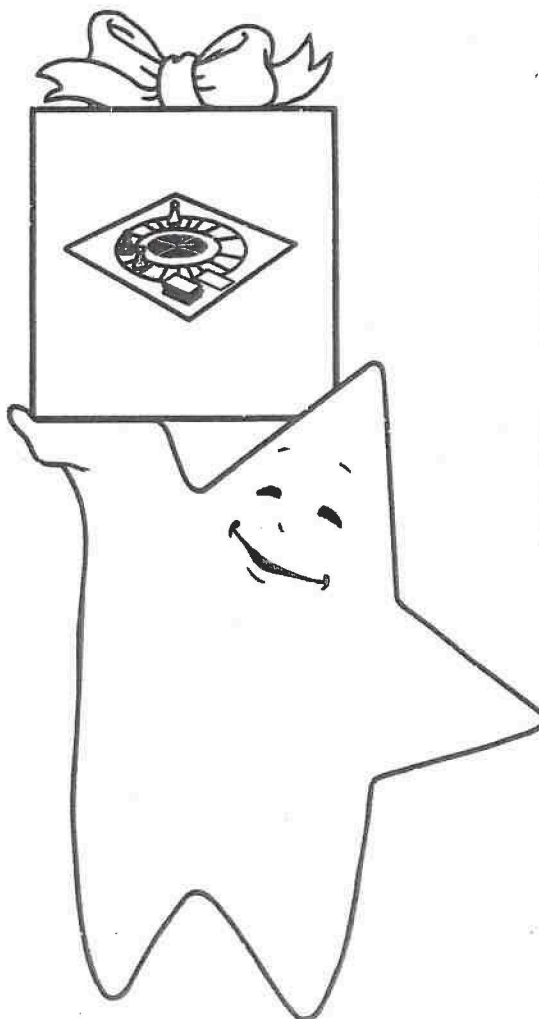


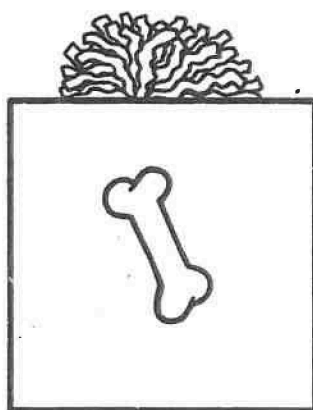




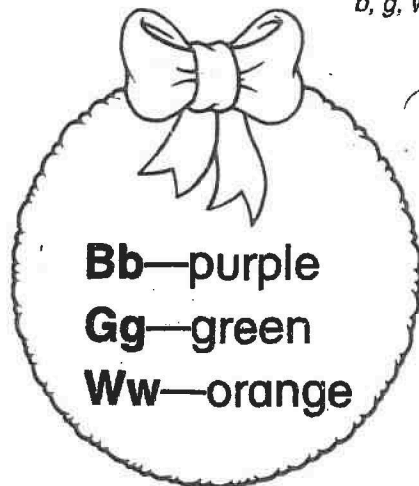
5. and slide back to the grass line.

Name _____

Beginning Sounds
b, g, w

Pretty Packages

 Color by the code.

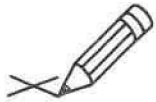


Name _____

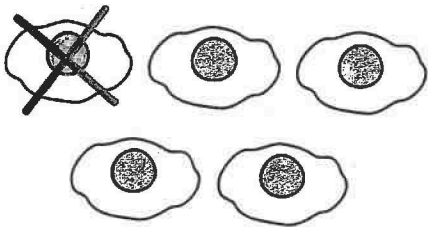

Subtraction
Subtracting to five

Eggs Over Easy

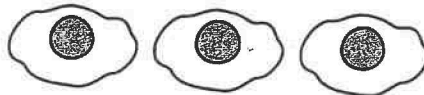
Subtract.



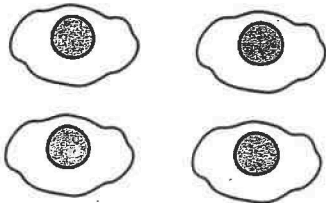
Cross out the  to help.
eggs



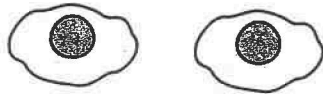
$$5 - 1 = \underline{4}$$



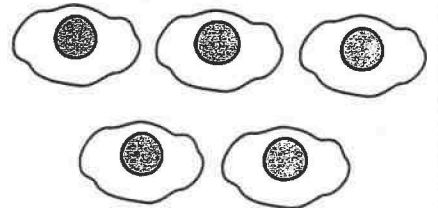
$$3 - 2 = \underline{\quad}$$



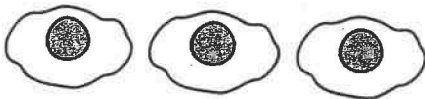
$$4 - 0 = \underline{\quad}$$



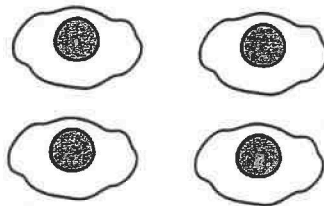
$$2 - 1 = \underline{\quad}$$



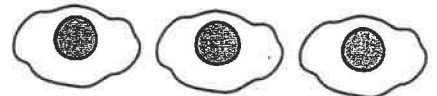
$$5 - 3 = \underline{\quad}$$



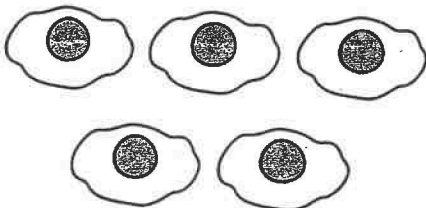
$$3 - 1 = \underline{\quad}$$



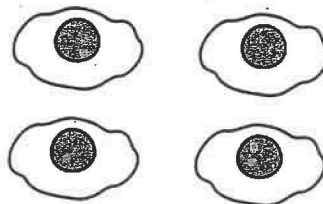
$$4 - 2 = \underline{\quad}$$



$$3 - 3 = \underline{\quad}$$



$$5 - 4 = \underline{\quad}$$



$$4 - 3 = \underline{\quad}$$